



**Fuelequip.com**  
**Fax (305) 471 - 0773**  
**E-mail: sales@fuelequip.com**  
**E-mail: joe@apsaviation.com**  
**Web: <http://www.fuelequip.com/>**

**MINIMONITOR® &  
MULTIMINI-  
MONITOR KITS**

## MINIMONITOR® KIT – MARK II

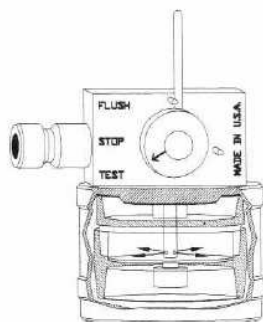
The Mark II version has the unique advantage of eliminating the “white spot”. The photograph of a filter membrane shows how all previously manufactured test kits, regardless of the brand, make a white spot in the center if the inlet pressure is high and the fuel sample is contaminated. The jet effect causes the white spot.

In the new Mark II design, the inlet fuel to the plastic monitor is dispersed laterally to insure a more uniform distribution of particles over the entire surface.

The MiniMonitor® Kit is used to test aviation fuel for particulate contamination using the procedures described in ASTM D2276. A measured volume of fuel is passed from a flowing pipe directly through a 0.8 micrometer membrane. The plastic monitor holding the membrane is placed in an aluminum housing. Dirt particles are caught on the membrane, which can be visually color rated or weighed for a gravimetric rating.

As said, the Mark II version eliminates the white spot in the center of the membrane (see photograph) that is caused by the fuel entering the monitor at a high pressure. The drawing shows how the fuel is dispersed laterally, avoiding the jet effect.

The white spot at the center of the membrane is avoided with our new discharge pattern.



The drawing shows the unique discharge tube that enters the plastic monitor. The large area of the 4 holes insures that the flow rate is not affected.

Stainless Steel parts prevent the sample from coming into contact with anything else before reaching the filter membrane.

The MiniMonitor® Kit was developed by Gammon Technical Products, Inc. specifically for aircraft fuel testing with standard field monitors. This kit with carrying case weighs only 4 lbs.

The new style carrying case provides a cavity that accepts the assembled kit, eliminating the need to disassemble each time the apparatus is stored.



### HOW TO ORDER


#### **GTP-172 Mark II** – Complete Test Kit, includes:

- Carrying case
- Assembled housing and selector valve
- Bonding and grounding hose assembly
- GTP-165 Syringe
- GTP-5 Sampling kit
- GTP-2099 Tweezers
- GTP-1074-1 Color rating booklet
- GTP-1985-6 Plastic monitors (6)
- GTP-1267 Mini envelopes (15)

#### **GTP-172H** – MiniMonitor® Assembly only, includes


- Assembled housing and selector valve
- Bonding and grounding hose assembly

© Registered Trademark of Gammon Technical Products, Inc.



MiniMonitor Equipment uses standard plastic monitor listed by ASTM for Method D2276/IP-216.

The MiniMonitor housing includes a flushing valve located on top of the monitor with a bypass hose and fittings. Before flushing sample connections, move arrow located on flushing valve handle to STOP position. Check connections of bypass hose for firm seating. After connections have been checked, move arrow to the FLUSH position and allow one gallon (or specified volume) to collect in a measuring container. Then turn the valve to the TEST position to direct flow through the filter membrane. This test volume may be from 1 to 5 gallons depending upon contract provisions. The membrane is then rated as to its color using the GTP-1074-1 color rating booklet included in the kit. The darker the membrane, the dirtier the fuel. Some contracts require the weight of the contaminant to be determined. The same apparatus can be used but arrangements must be made with a laboratory.



Electrical bonding is a safety requirement of ASTM Method D2276. Our bonding and grounding hose assembly clips to the metal measuring container (not shown) and also to pipe fitting shown in the photograph.

### **BONDING AND GROUNDING HOSE ASSEMBLY (GTP-1110)**

Static charges are developed at a very high rate when aviation turbine fuel is passed through a filter membrane. These charges develop at an even higher rate when the fuel contains anti-static additive, but they are easily carried away by electrically bonding and grounding. Our model GTP-1110 is specially designed for this purpose.

CABLE DATA: Type 304 stainless steel, 1/32" (0.79mm) diameter, 21 strands  
CABLE LENGTH: 10 feet (3.0m)  
TUBING LENGTH: 6 feet (1.8m)

### **SPECIAL ACCESSORIES FOR THE U.S. MILITARY**

#### **STAINLESS STEEL HOLDER FOR AQUA-GLO WATER DETECTOR PADS**

GTP-3326 for 25mm water detector pads (Army)  
GTP-3850 for 37mm water detector pads (Air Force)

With holders, the Aqua-Glo test can be performed using the MiniMonitor housing.



#### **FLEXIBLE EXTENSION TUBE – GTP-5808**

Made especially for the U.S. Air Force and for customers who have sampling connections in difficult places to reach. Overall length is 10in (250mm). The quick disconnect at the left end connects to the actuator at the inlet of the MiniMonitor housing. The actuator at the other end has the same dimensions as the one on the MiniMonitor. The Teflon® tubing is covered by stainless steel wire braid.

# MULTIMINIMONITOR® TEST KIT

## CONNECTS TO FIVE DIFFERENT TYPES OF SAMPLING CONNECTIONS

This version of the test kit is made for operators who have to take samples from sampling points that are equipped with various different types of quick disconnects. See next page for available fittings.



GTP-1172 Mark II  
GTP-1172 Mark II



### CONSIDER THESE FEATURES

- Clearly marked selector valve
- Bypass hose with quick disconnect for flushing
- Static charge bonding and grounding hose assembly
- Uses standard plastic monitors
- Improved sealing system – squeeze controlled – Viton A
- Stainless steel and anodized aluminum wetted parts throughout


### UNIQUE DOUBLE ENDED ADAPTER GTP-988



### THE KEY FEATURE OF THE MULTIMINIMONITOR TEST KIT



Reversed, it looks like this.  
It then fits the Gammon Jet Test QD



Turned one way, it looks like  
this and fits:  
Gammon, Millipore, Snap Tite, etc.

## DESCRIPTION

The MultiMiniMonitor Kit (GTP-1172A Mark II) includes a carrying case, double-ended adapter (Option A) and the items listed on the first page of this bulletin. The only difference is that the No. 5 sampling kit is omitted.

## HOW TO ORDER

Select the options you require and add them to your order. List options required by their GTP number. The GTP-988 double-ended adapter is included in all kits. If you require more than one, you may add that to your order.



Fits Gammon Q.D., Millipore, Snap Tite, etc.



GTP-988  
Included



Also fits Gammon Jet Test Q.D.



Fits Gammon Q.D., Millipore, Snap Tite, etc.



GTP-988-1



Same as GTP-988 except it fits the short (S) or AH models of Gammon Jet Test Q.D.



Fits Flight Refueling Ltd. Model #4127335 and #4127365 sampling adapters (Thermal Controls type).

GTP-1170A



GTP-1170B



Fits Flight Refueling Ltd. Model # 4127320, #4127345, and #4127350 sampling adapters (Shell Int'l. type).  
NOTE: This fitment is the same as produced by A. Searle & Co., and Stanhope Seta Ltd.



Fits Gammon Jet Test QD



GTP-988-2



Also fits the short (S) or AH models of Gammon Jet Test Q.D.

To order only the MultiMiniMonitor housing with bypass hose and bonding and grounding hose, specify GTP-1172H. No carrying case or other accessories will be included. Adapters must be specified.

## ACCESSORIES

GTP-1985: Box of 48 plastic monitors  
GTP-1983: Box of 100 membranes and support pads

GTP-992: Quick Disconnects (See Bulletin 3)  
Jet Test Q.D. Models: Quick Disconnects (See Bulletin 3)